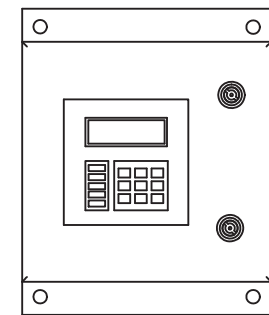


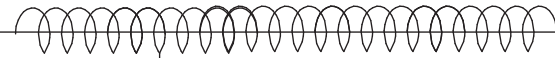
LEGEND

- REGULATOR
- PRESSURE GAUGE
- DIRECTION OF FLOW
- TUBING JOINT
- NEEDLE VALVE
- BALL VALVE
- BULKHEAD
- SAMPLE LINE
- ORB PANEL BOUNDARY
- FLOW METER

CONTROLLER



HEATED BUNDLE



SAMPLE
1/4" TUBE
70-120 PSI

AIR IN
1/4" TUBE
110 PSI

SET @ 10PSI

TO FLARE

OUTLET
1/4" TUBE

ENCLOSURE
PURGE IN
1/4" TUBE

PRESSURE
TRANSDUCER

LAB
TAP
1/4" T

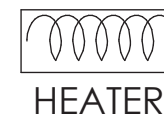
SET @ 2.5LPM
0-5 LPM

HYGROPHIL
SENSOR

SET @ MAX
75-80PSI

0-200PSI


0-100PSI



HEATER

ENCLOSURE
PURGE OUT
1/4" TUBE

HYGROPHIL 5674



FIBER OPTIC

NOTES:
- ALL LINES ARE 1/4" OD TUBING

BARTEC ORB

NOTICE - PROPRIETARY INFORMATION
THE DESIGN AND RELATED INFORMATION CONTAINED HEREIN IS THE SOLE PROPERTY OF BARTEC ORB. THE DISCLOSURE OF THIS INFORMATION DOES NOT CONSTITUTE THE RELEASE OF ANY PROPRIETARY RIGHTS THEREIN. PERMISSION TO REPRODUCE THIS INFORMATION OR THE PRODUCT DISCLOSED HEREIN MUST BE OBTAINED IN WRITING FROM BARTEC ORB.

CUSTOMER & CONTRACT NO:

UNLESS OTHERWISE SPECIFIED:

DIMENSIONS ARE IN INCHES
TOLERANCES:
.x = ± .06
.xx = ± .02
.xxx = ± .005
ANGULAR: ± 1/2°
FRACTIONS ± 1/64

REMOVE BURRS AND SHARP EDGES

MODEL #:

TITLE:

FLOW DIAGRAM

MATERIAL	AS STATED	NAME	DATE	SIZE	DWG. NO.	REV
FINISH	N/A	DRAWN BY	LS	7/21/23	B	B
DO NOT SCALE DRAWING		ENG APPR.	-	7/21/23	SCALE: N.T.S.	SHEET 4 OF 15